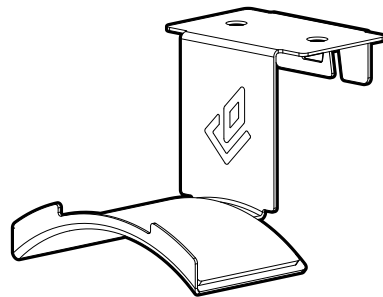
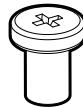


COMPONENT LIST

A Headset Holder x1



B M6 Cross Screws x 2



C M3.5 Self-Tapping Screw x 2



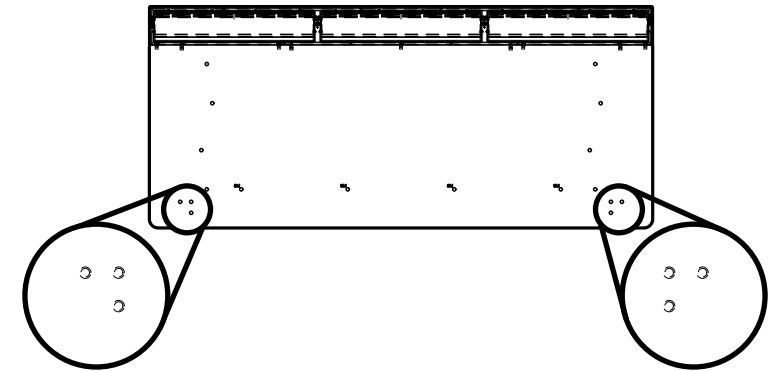
D Double-sided Tape x 1



HEADSET HOLDER USER GUIDE

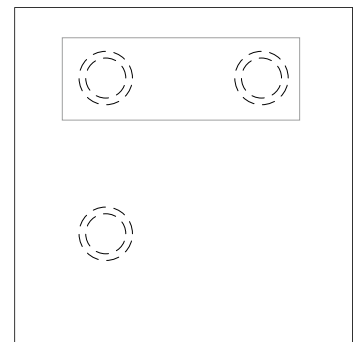
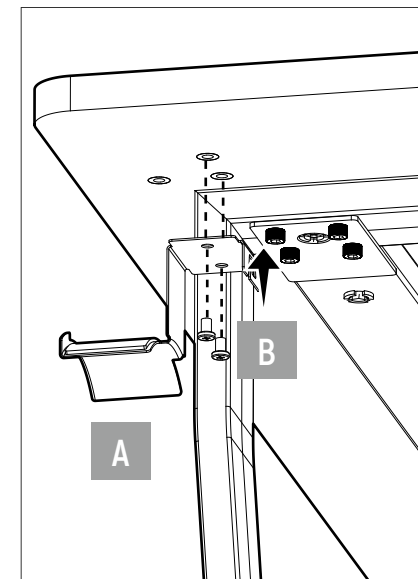
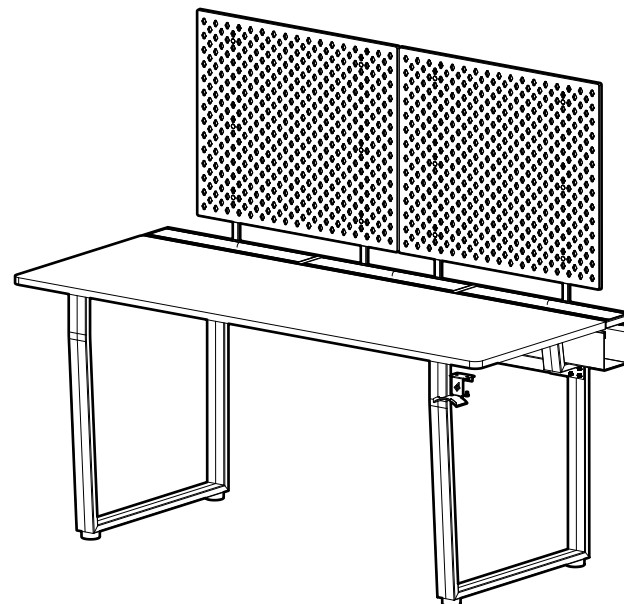
INSTALLATION ON DEZCTOP BIFROST DB160/D160 DESK

01 - There are 3 reserved side-mounting ports both at left and right side under the tabletop. Choose favorite side for installation.



INSTALLATION ON DEZCTOP BIFROST DB160/D160 DESK

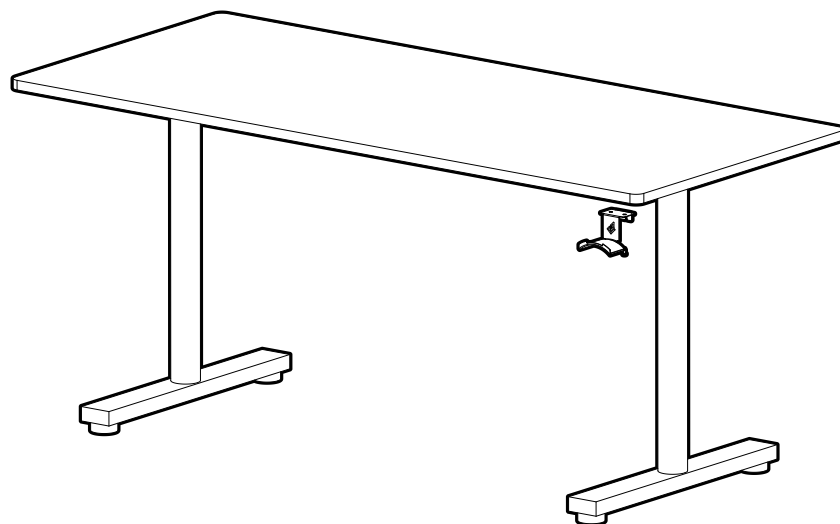
02 - Fasten the headset holder onto two of side-mounting ports under the tabletop by M6 Cross Screws.



Side-Mounting Ports

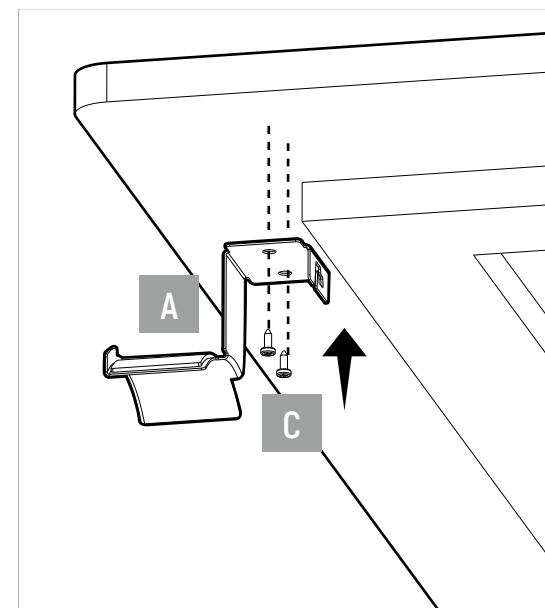
INSTALLATION ON OTHER DESKS

01 - Choose an appropriate position under the tabletop for installation.



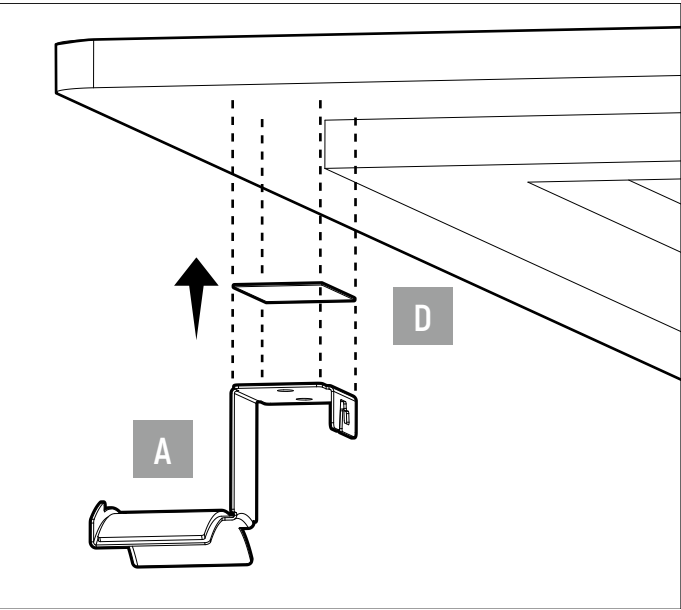
02 - Depending on the material of your desk, fasten the headset holder onto the tabletop by self-tapping screws or double-sided tape.

SOLID TABLETOP



INSTALLATION ON OTHER DESKS

NON-SOLID TABLETOP WITH SMOOTH SURFACE

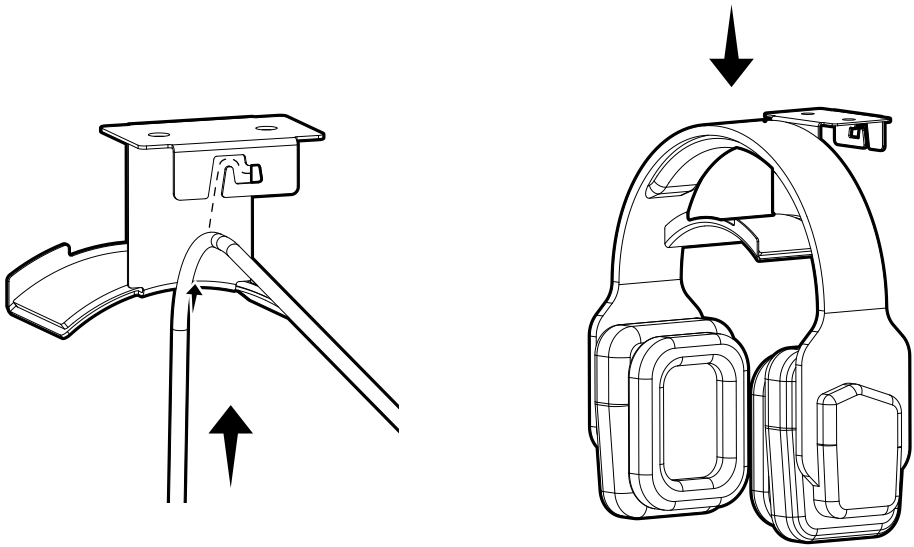


CAUTION :

1. Please check the material of your desk before installation.
2. The smooth surface of the tabletop can help the combination by double-sided tape well. If the surface is not smooth as well, please use the M3.5 self-tapping screws instead of double-sided tape to fasten the headset holder.
3. The combination by double-sided tape would be different due to different surfaces of tabletops which DEZCTOP can't verify all of them. The double-sided tape is one kind of tools to assist you in installation. DEZCTOP does not guarantee this double-sided tape meet all situations. You might need to use M3.5 self-tapping or other kinds of double-sided tapes for installation.

START TO USE

Put the cable of headset into the cable rest and place headset on the curved rest.



SPECIFICATIONS

HEADSET HOLDER		
Model & Model Number	Black Edition	DA-HDSTHR-BK1
	White Edition	DA-HDSTHR-WH1
Material	Steel, Rubber	
Dimensions (WxDxH)	78.7 x 98 x 66.5 mm (3.1 x 3.8 x 2.6 inches)	
Compatibility & Max. Load	Headsets whose headband width is up to 54 mm (2.1 inches) and weight is up to 500 g (1.1 lbs)	
Allowed Cable's Diameter in Cable Rest	Up to 5.5 mm	
WARRANTY		
Warranty	2 Years	

DEZCTOP WARRANTY POLICY

Version: 1.0 2019/10/31

I. WHAT IS COVERED

This warranty only covers DEZCTOP products which you purchase from an authorized DEZCTOP reseller. This warranty is limited to the original purchaser and is non-transferable.

II. WARRANTY PERIOD

All DEZCTOP products carry a 2-year warranty from the date of purchase. Proof of purchase is required for warranty service.

III. WHAT IS NOT COVERED

This warranty does not cover the following:

- > any product or serial number/warranty sticker modification applied without permission from DEZCTOP;
- > any damage that is not a manufacturing defect;
- > damage, deterioration or malfunction resulting from: accident, abuse, misuse, neglect, fire, water, lightning, or other acts of nature, unauthorized product modification or failure to follow instructions included with the product;
- > any improper installation, unauthorized alternations or modifications, or repair or attempted repair by anyone not authorized by DEZCTOP;
- > any other cause not related to a product defect in materials or workmanship;
- > shipping or transport damage (claims must be made with the carrier);
- > wear and tear from normal use.

DEZCTOP does not warrant that this product will meet your requirements. It is your responsibility to determine the suitability of this product for your purpose.

IV. EXCLUSION OF DAMAGES (DISCLAIMER)

DEZCTOP's sole obligation and liability under this warranty is limited to the repair or replacement of a defective product at our option. DEZCTOP shall not, in any event, be liable for any incidental or consequential damage, including but not limited to damages resulting from interruption of service and loss of data, business, or for liability in tort relating to this product or resulting from its use or possession.

V. LIMITATIONS OF IMPLIED WARRANTIES

There are no other warranties, expressed or implied, including but not limited to those of merchantability or fitness for a particular purpose. The duration of implied warranties is limited to the warranty period specified in Paragraph II.

VI. TO OBTAIN TECHNICAL SUPPORT.

If you have already referenced the user guide of your products and still need help, please contact us via support@dezctop.com or check FAQs (in Supports) on DEZCTOP website dezctop.com.

VII. FOR WARRANTY SERVICE

Global warranty is not currently available.

In the event that warranty repair or replacement is necessary, DEZCTOP will request and you must provide proof of purchase (store receipt or invoice) in order to receive warranty service.

If your product needs to be returned or repair within the warranty period, please do so through the retailer or distributor from whom you purchased the product. If you can no longer return the product to your dealer, please contact DEZCTOP Customer Support for assistance. Please note, proof of purchase from an authorized DEZCTOP retailer is required for all warranty servicing.

SUPPORT & SERVICE

If you have any other questions or problems with DEZCTOP product you purchased, please contact us by e-mail DEZCTOP Customer Support [support@dezctop.com].

Please include a detailed explanation and take some photos of your problem and your proof of purchase.

For comments and suggestions, you can also e-mail support@dezctop.com.

For more information about DEZCTOP, please visit us online.
DEZCTOP Website: dezctop.com

DEZCTOP Customer Support: support@dezctop.com
DEZCTOP Website: dezctop.com
Warranty & FAQs: Supports.on.dezctop.com